

Spectacular flights in the preliminary round 3

Today we had two amazing flights under a sunny sky by Pascal Brianchon (France) and Jérôme Flasse (Belgium) with flight times very close to the limit. Pascal's time was 9:59 and Jerome's time was exactly 10:00 minutes. All manoeuvres counted, but seconds more they would have lost the points from the last manoeuvre. Lucky boys!

Johann Hönle from Germany had problems with engine power in aerobatics. The screws from the manifold had loosened and caused a

lean engine run and the engine did not stop promptly during Autorotation. So the last figure was zeroed!

Laurent Lombard from France also received a zero score for one manoeuvre. In place of a push-over he flew a pull-up from manoeuvre schedule B. Massimo Livi from Italy had two failsafes during aerobatics and had to stop his flight. It seems that his transmitter crystal or tx-module was not working perfectly. Tomorrow he will fly the preliminary round 4 with a replacement radio.

Rüdiger Feil achieved 280 points for his second 1000-flight, followed by Mark Christy (269,5 points) and Ennio Graber (269 points) for second and third place.

Tomorrow at the end of the preliminary round 4 we will not only know the finish results of the team standings, but also the names of the top-ten pilots for the fly-off. The fly-offs will be held on Friday and Saturday.

We wish you the best of luck and always good flights!



Massimo Livi

Fabio Livi



Current Team Standings

Place	Country	Total
1	Italien (ITA)	5550.23
2	Österreich (AUT)	5532.79
3	Schweiz (SUI)	5450.54
4	Frankreich (FRA)	5435.65
5	Großbritannien (GBR)	5355.02
6	Deutschland (GER)	5323.52
7	Israel (ISR)	5052.99
8	Finnland (FIN)	4918.11
9	Dänemark (DEN)	4756.23
10	Norwegen (NOR)	4735.81
11	Griechenland (GRE)	4489.24
12	Niederlande (NED)	4453.75
13	Zypern (CYP)	4219.89
14	Belgien (BEL)	4201.69
15	Schweden (SWE)	3100.35
16	Russland (RUS)	2764.33
17	Spanien (SPA)	1260.39

Preliminary Round 3

Results

Pl	Nr	Name	Country	Preliminary 1		Preliminary 2		Preliminary 3		Total
				Points	%	Points	%	Points	%	
1	19	Feil Rüdiger	Deutschland (GER) / EC	247.5	935.73	275.0	1000.00	280.0	1000.00	2000.00
2	34	Lucchi Stefano	Italien (ITA)	264.5	1000.00	247.5	900.00	259.0	925.00	1925.00
3	32	Livi Fabio	Italien (ITA)	257.0	971.64	242.5	881.82	264.0	942.86	1914.50
4	23	Christy Mark	Großbritannien (GBR)	250.0	945.18	250.0	909.09	269.5	962.50	1907.68
5	47	Graber Ennio	Schweiz (SUI)	246.5	931.95	253.5	921.82	269.0	960.71	1892.66
6	2	Kals Andreas	Österreich (AUT)	238.0	899.81	256.0	930.91	261.5	933.93	1864.84
7	1	Egger Bernhard	Österreich (AUT)	239.0	903.59	252.5	918.18	262.5	937.50	1855.68
8	17	Lombard Laurent	Frankreich (FRA)	237.5	897.92	255.0	927.27	245.0	875.00	1825.19
9	16	Brianchon Pascal	Frankreich (FRA)	224.0	846.88	253.0	920.00	253.0	903.57	1823.57
10	48	Kessler Patrick	Schweiz (SUI)	237.0	896.03	238.5	867.27	259.0	925.00	1821.03
11	3	Worgas Wolfgang	Österreich (AUT)	219.0	827.98	244.0	887.27	259.0	925.00	1812.27
12	21	Rössner Sven	Deutschland (GER)	211.5	799.62	242.0	880.00	255.0	910.71	1790.71
13	20	Hönle Johann	Deutschland (GER)	236.5	894.14	246.0	894.55	247.0	882.14	1788.69
14	18	Ruiz-Mateo Jerome	Frankreich (FRA)	236.0	892.25	231.0	840.00	250.5	894.64	1786.89
15	22	Wessel Oliver	Deutschland (GER)	216.5	818.53	239.5	870.91	244.5	873.21	1744.12
16	14	Holmström Ari	Finnland (FIN)	217.5	822.31	244.0	887.27	239.5	855.36	1742.63
17	46	Gisler Josef	Schweiz (SUI)	203.0	767.49	237.5	863.64	244.5	873.21	1736.85
18	25	Mott Robert	Großbritannien (GBR)	193.5	731.57	246.5	896.36	233.5	833.93	1730.29
19	24	Fisher Dave	Großbritannien (GBR)	178.5	674.86	235.0	854.55	241.5	862.50	1717.05
20	33	Livi Massimo	Italien (ITA)	225.5	852.55	236.0	858.18	169.5	605.36	1710.73
21	29	Kastiel Efraim	Israel (ISR)	213.5	807.18	237.0	861.82	237.0	846.43	1708.25
22	31	Levy Aviv	Israel (ISR)	220.5	833.65	235.5	856.36	237.5	848.21	1704.57
23	38	Bergseth Einar	Norwegen (NOR)	219.5	829.87	236.5	860.00	235.5	841.07	1701.07
24	4	Dutrieux David	Belgien (BEL)	221.0	835.54	202.0	734.55	235.0	839.29	1674.83
25	37	Verplanke Cees	Niederlande (NED)	211.5	799.62	209.5	761.82	244.0	871.43	1671.05
26	11	Østergard Søren	Dänemark (DEN)	203.0	767.49	222.5	809.09	233.0	832.14	1641.23
27	30	Krubiner Gal	Israel (ISR)	217.5	822.31	218.0	792.73	229.0	817.86	1640.17
28	28	Koutsoulas John	Griechenland (GRE)	221.0	835.54	195.5	710.91	223.5	798.21	1633.75
29	15	Murtovaara Vesa-Pekka	Finnland (FIN)	212.0	801.51	226.0	821.82	210.0	750.00	1623.33
30	10	Nielsen Kaj-Henning	Dänemark (DEN)	190.5	720.23	212.0	770.91	228.0	814.29	1585.20
31	50	Thorstensson Krister	Schweden (SWE)	203.0	767.49	211.0	767.27	227.5	812.50	1579.99
32	39	Mattsson Kristian	Norwegen (NOR)	193.0	729.68	216.5	787.27	220.0	785.71	1572.98
33	36	Jager Michael	Niederlande (NED)	197.0	744.80	224.5	816.36	211.5	755.36	1571.72
34	13	Aunola Anssi	Finnland (FIN)	198.0	748.58	201.5	732.73	225.0	803.57	1552.15
35	8	Kestas Alexis	Zypern (CYP)	187.0	706.99	203.5	740.00	226.5	808.93	1548.93
36	42	Mukhin Mikhail	Russland (RUS)	189.0	714.56	188.0	683.64	232.0	828.57	1543.13
37	12	Wiese Stephan	Dänemark (DEN)	192.0	725.90	211.5	769.09	213.0	760.71	1529.80
38	49	Petersson Johan	Schweden (SWE)	204.0	771.27	206.0	749.09	201.5	719.64	1520.36
39	7	Georgiades Chris	Zypern (CYP)	190.5	720.23	213.5	776.36	202.5	723.21	1499.57
40	27	Tetradakos Dimitris	Griechenland (GRE)	171.0	646.50	196.0	712.73	211.0	753.57	1466.30
41	40	Thomassen Jon Roger	Norwegen (NOR)	188.5	712.67	206.0	749.09	192.0	685.71	1461.76
42	26	Paschaloudis Evangelos	Griechenland (GRE)	180.5	682.42	191.0	694.55	194.5	694.64	1389.19
43	5	Flasse Jerome	Belgien (BEL)	173.5	655.95	170.0	618.18	201.5	719.64	1375.59
44	45	Ojanguren Daniel	Spanien (SPA)	179.0	676.75	160.5	583.64	154.0	550.00	1260.39
45	41	Filippenkov Sergey	Russland (RUS)	133.5	504.73	161.5	587.27	177.5	633.93	1221.20
46	35	Eikeboom Rob	Niederlande (NED)	150.5	569.00	169.0	614.55	167.0	596.43	1210.98
47	9	Sofocleus Sofoclis	Zypern (CYP)	146.0	551.98	164.5	598.18	160.5	573.21	1171.39
48	6	Vanderschelden Guy	Belgien (BEL)	109.5	413.99	129.5	470.91	190.5	680.36	1151.27



Tobias Schulz Contest Director

Tobias is not only our contest director, he is the most important person, who realised the complete organisation of these European Championships. Without him and Markus Fiehn, who is our IT-Manager, we wouldn't have this nice competition here. Thank you Tobias and Markus for doing this great job here for us all!



The second preliminary cart-round was held this evening. On friday afternoon there will be the final race with the best teams of each preliminary round. In tomorrow's ROTOR-newsletter we will publish the team orders.



Go-Cart-Race

Current Team Standings – Preliminary Round 2

Place	Team-Nr.	Country	Laps	Time
1	03	ISR 2	110	49:59.330
2	09	GBR 2	109	50:18.410
3	16	ESP	109	50:22.270
4	13	NOR	107	49:59.570
5	12	DEN	106	50:14.840
6	18	SWE	101	50:20.350
<i>Team Italia retired</i>				

Flight Order

Nr	Start-Nr	Nation	Surname	first Name	channel
1	2	Österreich (AUT)	Kals	Andreas	62
2	23	Großbritannien (GBR)	Christy	Mark	71
3	48	Schweiz (SUI)	Kessler	Patrick	66
4	33	Italien (ITA)	Livi	Massimo	52
5	38	Norwegen (NOR)	Bergseth	Einar	71
6	22	Deutschland (GER)	Wessel	Oliver	73
7	3	Österreich (AUT)	Worgas	Wolfgang	62
8	36	Niederlande (NED)	Jager	Michael	69
9	34	Italien (ITA)	Lucchi	Stefano	74
10	18	Frankreich (FRA)	Ruiz-Mateo	Jerome	76
11	28	Griechenland (GRE)	Koutsoulas	John	53
12	45	Spanien (SPA)	Ojanguren	Daniel	68
13	47	Schweiz (SUI)	Graber	Ennio	65
14	1	Österreich (AUT)	Egger	Bernhard	71
15	49	Schweden (SWE)	Petersson	Johan	66
16	37	Niederlande (NED)	Verplanke	Cees	61
17	27	Griechenland (GRE)	Tetradakos	Dimitris	68
18	8	Zypern (CYP)	Kestas	Alexis	63
19	5	Belgien (BEL)	Flasse	Jerome	61
20	35	Niederlande (NED)	Eikeboom	Rob	71
21	50	Schweden (SWE)	Thorstensson	Krister	66
22	6	Belgien (BEL)	Vanderschelden	Guy	79
23	7	Zypern (CYP)	Georgiades	Chris	53
24	12	Dänemark (DEN)	Wiese	Stephan	73

Preliminary Round 4 (Thursday)

Nr	Start-Nr	Nation	Surname	first Name	channel
25	13	Finnland (FIN)	Aunola	Anssi	72
26	40	Norwegen (NOR)	Thomassen	Jon Roger	70
27	21	Deutschland (GER)	Rössner	Sven	71
28	41	Russland (RUS)	Filippenkov	Sergey	67
29	11	Dänemark (DEN)	Østergard	Søren	77
30	31	Israel (ISR)	Levy	Aviv	66
31	14	Finnland (FIN)	Holmström	Ari	70
32	29	Israel (ISR)	Kastiel	Efraim	64
33	39	Norwegen (NOR)	Mattsson	Kristian	80
34	15	Finnland (FIN)	Murtovaara	Vesa-Pekka	79
35	26	Griechenland (GRE)	Paschaloudis	Evangelos	51
36	32	Italien (ITA)	Livi	Fabio	50
37	46	Schweiz (SUI)	Gisler	Josef	77
38	24	Großbritannien (GBR)	Fisher	Dave	75
39	10	Dänemark (DEN)	Nielsen	Kaj-Henning	63
40	20	Deutschland (GER)	Hönle	Johann	71
41	17	Frankreich (FRA)	Lombard	Laurent	80
42	25	Großbritannien (GBR)	Mott	Robert	72
43	9	Zypern (CYP)	Sofocleus	Sofoclis	71
44	16	Frankreich (FRA)	Brianchon	Pascal	78
45	4	Belgien (BEL)	Dutrieux	David	79
46	30	Israel (ISR)	Krubiner	Gal	74
47	42	Russland (RUS)	Mukhin	Mikhail	69
48	19	Deutschl. (GER) / EC	Feil	Rüdiger	79

Attention: Transmitter impound from 7:00 – 7:45




Weather forecasting:

Thursday, September 2

www.wetter.de

BITBURG | Donnerstag, 02.09.

» Details » Details im 3-Stunden-Takt » Übersicht 6 Tage » Übersicht 9 Tage

weather  wind  sun  rainfall 

Temperature max 25 °C
Temperature min 10 °C

Speed 11 km/h
Direction OSO

Sunshine Duration 10 h 30 min
Sun Rise 06:50
Sun Set 20:14

Rainfall 0 l/m²
Risk 2 %
Air Humidity 52 %

» HEUTE » DO » FR » SA » SO » MO » DI » MI » DO